

Belyando Shire is a region rich in history with a thriving economy featuring a strong mining and agricultural base. Two major townships in Belyando Shire are Moranbah and Clermont. Clermont is the local centre for mining, agriculture and an expanding tourism industry, while Moranbah is the base for the Shire's coal mining industry and associated support industries.

Belyando Shire will amalgamate with Broadsound and Nebo Shires at the next local government election in March 2008 to form the Isaac Regional Council.



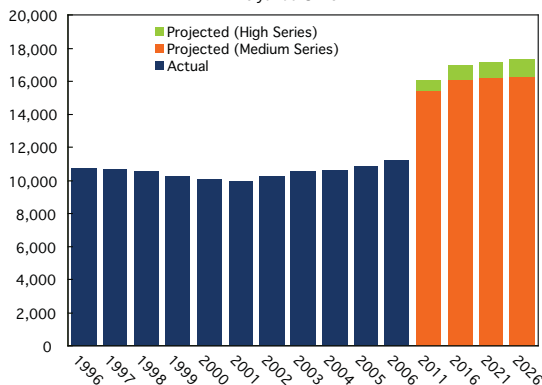
## Population

There were an estimated 11,185 persons in Belyando Shire in 2006, 3.6% more than in 2005. Belyando accounted for 7.0% of the Mackay Whitsunday Region population in 2006.

Between 2006 and 2026, the population of Belyando is projected to increase at an average annual rate of 1.9% to 16,283 persons in 2026. This translates to an extra 255 persons in Belyando each year over the period.

However, if current high growth experienced by the Mackay Whitsunday Region continues over the next 20 years, Belyando is expected to experience a higher growth rate of 2.3% per annum to 17,280 persons by 2026.

Estimated Resident Population  
Belyando Shire



Note: QDLGP population projections for Belyando Shire have been recently revised, based on current expectations of mining expansion.

Source: ABS 3218.0, QDLGP Population Projections 2006

## Employment

The Belyando Shire labour force experienced an annual decline of 0.4% to 6,093 persons in the March Quarter 2007. The trend number of employed (6,025 persons) and unemployed (70 persons) also experienced annual declines of 0.3% and 3.4%, respectively compared to March Quarter 2006. Declines in labour force and employment were likely due to the winding back of coal mining production in the region.

Employment is expected to be buoyed in the short term as significant investment in energy infrastructure in the region is likely to boost labour force and employment numbers.

### Trend Employment Indicators, Belyando Shire

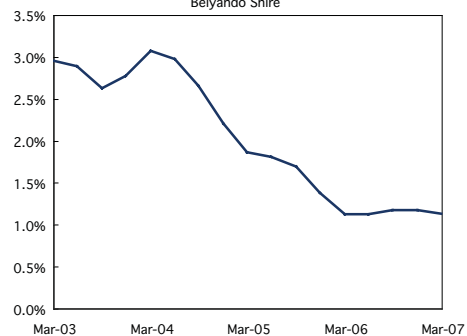
|                           | Mar Qtr 2007 | % Change on Mar Qtr 2006 |
|---------------------------|--------------|--------------------------|
| Labour Force (no.)        | 6,093        | -0.4%                    |
| Employed (no.)            | 6,025        | -0.3%                    |
| Unemployed (no.)          | 70           | -3.4%                    |
| Unemployment Rate (%) (a) | 1.1%         | 0.0%                     |

Note: (a) The change in the unemployment rate is in percentage point terms. The trend series is derived through trending the unsmoothed series.

Source: DEWR Small Area Labour Market Surveys, AECgroup

The trend unemployment rate in Belyando Shire has steadily declined since March Quarter 2004 and has since stabilized over the past year at a trend unemployment rate of 1.1%.

Trend Unemployment Rate  
Belyando Shire



Source: DEWR Small Area Labour Market Surveys, AECgroup

## Housing

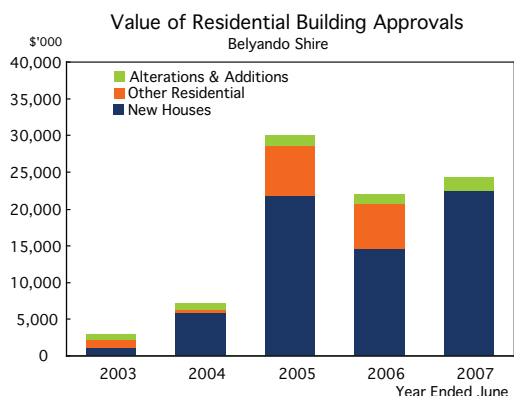
Belyando Shire had 76 residential building approvals in the year ended June 2007, 13.6% less than the year ended June 2006.

### Building Approvals, Belyando Shire

|                          | Year Ended JUN 07 | % Change on Year Ended JUN 06 |
|--------------------------|-------------------|-------------------------------|
| <b>Number</b>            |                   |                               |
| New Houses               | 76                | 40.7%                         |
| Other Dwellings          | 0                 | -100.0%                       |
| <b>Total Residential</b> | <b>76</b>         | <b>-13.6%</b>                 |
| <b>Value (\$'000)</b>    |                   |                               |
| New Houses               | 22,594            | 55.3%                         |
| Other Dwellings          | 0                 | -100.0%                       |
| Alterations & Additions  | 1,680             | 22.3%                         |
| Total Residential        | 24,272            | 9.8%                          |
| Non-Residential          | 19,960            | 955.5%                        |
| <b>Total Building</b>    | <b>44,231</b>     | <b>84.3%</b>                  |

Note: Other dwellings includes flats, units and apartments.  
Source: ABS 8731.0

The value of residential building approvals in Belyando Shire was \$24.3 million in the year ended June 2007, 9.8% more than in the year ended June 2006. Growth in approval value was attributable to increases in value for new house approvals (55.3%) and approvals of alterations and additions (22.3%).



Source: ABS 8731.0

Meanwhile, the value of non-residential building approvals was \$20.0 million in the year ended June 2007, approximately 10 times more than in the year ended June 2006. Investment in Belyando Shire has been boosted by significant mining and energy infrastructure developments.

## Industry

### Coal

There are four coal mines in the Belyando Shire, these being Blair Athol, Goonyella / Riverside, Moranbah North and Peak Downs.

In 2005-06, the volume of raw and saleable coal produced in Belyando Shire fell by 4.5% and 3.8%, respectively. The level of exports also declined by 0.4% compared to the previous year to 36.3 million tonnes of coal.

#### Mining Statistics – Belyando Shire

|                         | Level<br>2005-06 | Level<br>2004-05 | Annual %<br>change |
|-------------------------|------------------|------------------|--------------------|
| Raw Production (t)      | 48,021,603       | 50,282,991       | -4.5%              |
| Saleable Production (t) | 35,011,297       | 36,386,092       | -3.8%              |
| Exports (t)             | 36,302,192       | 36,460,367       | -0.4%              |

Source: DNR&M

### Agriculture

Broad acre cropping is the key industry around the town of Clermont, with the main production being in wheat, sorghum and sunflower. About 100 kilotonnes of wheat, 175 kilotonnes of sorghum and 12.8 kilotonnes of sunflower were produced in 2001. Beef production is another industry that contributes significantly to the Shire's economy, supported by Clermont's state-of-the-art saleyard facility. Around 328,000 cattle were used in beef production in 2001.

## Major Projects

**Clermont Coal Mine** - The Clermont Coal Mine, 15 kilometres east of the current Blair Athol mine will be an open cut mine producing approximately 12 million tonnes of thermal coal annually. It is expected that this mine will replace production from the Blair Athol Mine, which is expected to be exhausted by approximately 2010. Coal production at the Clermont Mine is set to begin in 2008 and capital expenditure of the project totals approximately \$950 million.

**Goonyella System Rail Upgrade** - Rail lines between Coppabella and Hay Point, including Dalrymple Bay, are being upgraded and 17.8 kilometres of track is being added between Coppabella and Gregory. It is estimated that capital expenditure of the project will be \$11 million.

**Carborough Downs and Broadlea North** - Carborough Downs and Broadlea North are new coal mining projects under development that will produce approximately 2.5 Mtpa metallurgical and thermal coal products for export via Dalrymple Bay Coal

**Rail Line Spur Loops** - Construction of a spur loop off the Carborough Downs Spur Line coal mine will service the mine near Broadlea while the construction of the Isaac Plains Spur Loop will service the Isaac Plains mine near Wotonga. The total cost is estimated at \$45 million for spur loop construction.

**Moranbah and Nebo Power Stations** - Construction of a 120 MW gas fired immediate power station in Moranbah and a 300 MW gas fired peaking power station in Nebo will cost an estimated \$800 million over the period from 2006 to 2015. The power stations will use locally sourced coal seam gas and each will be linked via an overhead electricity feeder line to a substation located near each power station.

**Moranbah Southern Spur Pipeline** - Construction of a \$19 million, 70km pipeline from the Moranbah terminal storage to south Moranbah will facilitate the transport of water to the South of Moranbah.

**Central Queensland Gas Pipeline** - Enertrade will be constructing, owning and operating a 440km pipeline for high pressure coal seam gas from Moranbah to Gladstone. This pipeline has an estimated cost of \$200 million.

**Broadsound and Nebo Transmission Line** - Powerlink will construct a \$100 million transmission line between the Broadsound and Nebo substations as part of a three stage solution to the reinforce high voltage supply of electricity to North Queensland. The transmission line will have a capacity of 275 kV.

## For More Information

### Belyando Shire Council

Phone: 07 4983 1133

Web: [www.belyando.qld.gov.au](http://www.belyando.qld.gov.au)

DISCLAIMER: The data produced in this document is believed to be the most recent and accurate data available at the time of publication. No responsibility is accepted for any inadvertent errors.

Prepared by: **AECgroup**

Phone: (07) 3831 0577

Web: [www.aecgroup.com](http://www.aecgroup.com)